

Party+

# Party+

- Party+ is a great way to increase your party average by bringing more people to the Party and the demo
  - Average is an additional \$150 per party.
- Online Guests can actually watch and interact with your Home Party.
- You'll also have access to Zoom, a video conferencing service that allows your virtual Guests to participate in the party.



*Relationships Based Demonstration*




*Add a Few More*

# Party+ Start Page

You'll have a link from My.Tupperware to your Party+ Start Page where you can:

- Find resources
- See the Party+ Store
- Find answers in the support center
- Schedule a Party+
- Start your Party
- Get the Guest link for your Party+
- Join a team Zoom Meeting



**Tupperware**®

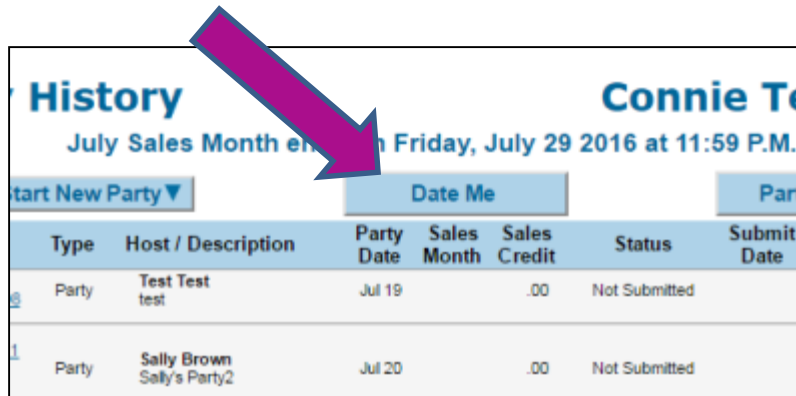
1 item(s) In Cart

- Resources >
- Recordings >
- Party+ Store >
- Support Center >
- Schedule Party+ >
- Schedule Meeting >
- Manage Guest Portal >
- Start Your Party >
- Guest Link for Party+ >
- Join Team Meeting >

Host View

1 item(s) In Cart

# Party+ Setup

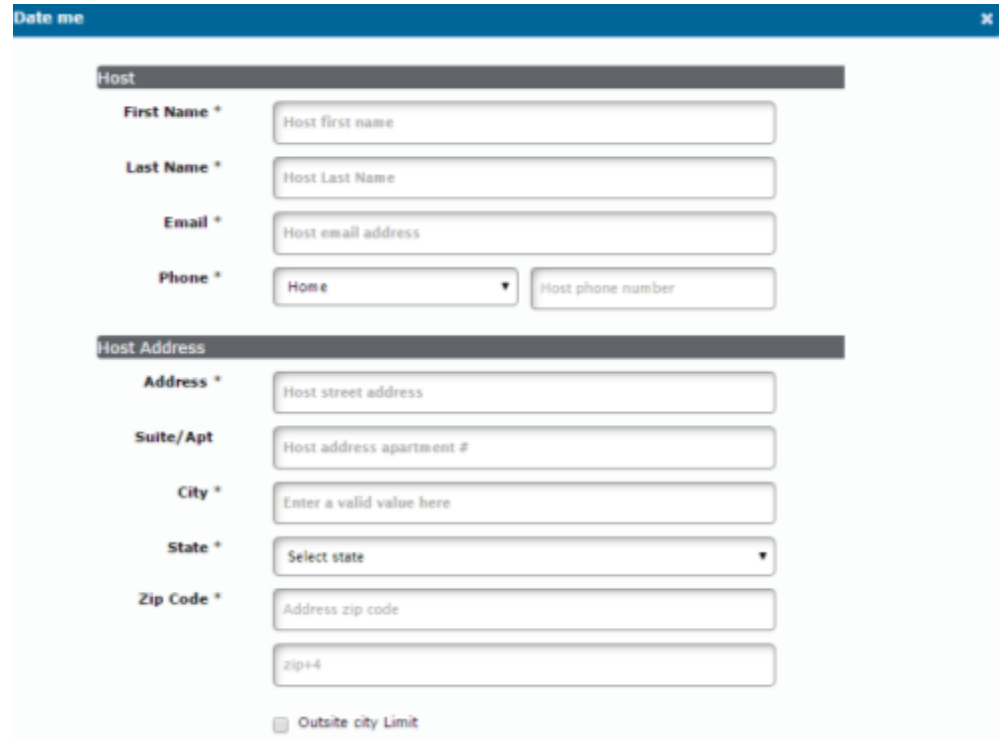


History Connie Te  
July Sales Month ended on Friday, July 29 2016 at 11:59 P.M.

[Start New Party](#) [Date Me](#) [Part](#)

Type	Host / Description	Party Date	Sales Month	Sales Credit	Status	Submit Date
Party	Test Test test	Jul 19		.00	Not Submitted	
Party	Sally Brown Sally's Party2	Jul 20		.00	Not Submitted	

- You'll find a new "Date Me" button on your Party History page in My Sales AND through the My Sales section in t-App
- Set up your parties AS you date them using your mobile phone!



Date me

**Host**

First Name \*

Last Name \*

Email \*

Phone \*

**Host Address**

Address \*

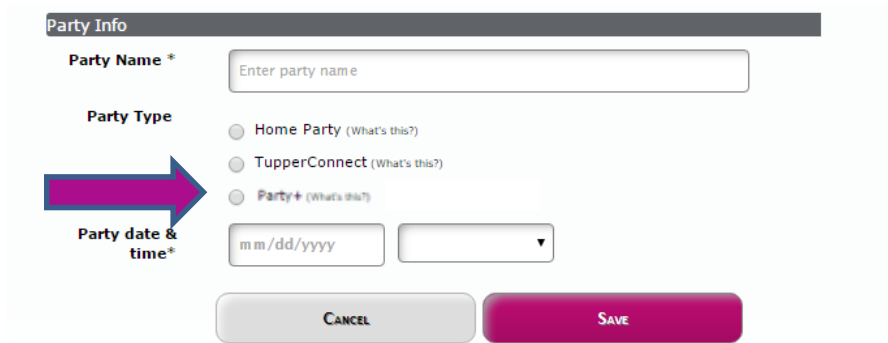
Suite/Apt

City \*

State \*

Zip Code \*

Outside city Limit



Party Info

Party Name \*

Party Type

Home Party (What's this?)

TupperConnect (What's this?)

Party+ (What's this?)

Party date & time\*

# Party+ Summary

- The Party+ Summary page works and looks the same as the TupperConnect Summary page.
- Click on the Share button to invite Guests to the party
- Use the blue shaded referral link to share on Facebook, or the yellow shaded link for creating your own email invitations.

The screenshot shows the Tupperware Party+ Summary page. The navigation menu on the left includes 'PARTIES', 'FUNDRAISERS', 'CREATE ONLINE PARTY', and 'FIND A PARTY'. The main content area features a 'TEST PARTY+ PARTY' header, a welcome message, and a 'Share' button highlighted by a purple arrow. Below the 'Share' button are sections for 'SUMMARY' (Total Sales: \$0.00, Orders, 2 Guests Invited), 'CONSULTANT' (MICHELLE DAVIS), 'REFERRAL LINK' (blue shaded), and 'COMMENTS'.

# Party+ Guest Invites

- As you or your Host add names and email addresses for the invitations, you'll notice a new feature
  - Choose TupperConnect if you only want that particular Guest to receive the non-Party+ email invitation
  - Choose Party+ if you want that particular Guest to receive the Party+ email invitation.

**GET THE PARTY STARTED**

Now that you've successfully registered to host your own TupperConnect™ Party+ Party, it's time to invite your lucky guests.

**PROGRESS**

1. Select Email Template ✓
2. Customize ✓
3. Add Recipients
4. Review

Click on Address Book below and start entering the names and email addresses of all the guests you plan on inviting. We will keep these contacts in the party host's Tupperware.com address book to make the set up smoother next time they host a party.

Address Book


Select contacts from Tupperware.com address book  
or  
Add guests manually

Pam ppatty@email.com

TupperConnect  Party+

# Party+ Email Invite

- The email invitation for Party+ will include:
  - A link to RSVP to the party
  - A link to shop online for the party
  - A link to join the party live online
  - The actual party location and time for those attending the party physically
  - The demo time for those attending through the online link
- The 3 links in the body of the email will be buttons to make them easier to follow.



The screenshot shows an email invitation for a Tupperware Party+. At the top left is the logo for "Tupper connect party" with the Tupperware logo below it. To the right is a photo of three women smiling and holding a smartphone. Below the logo and photo is the "Party Invitation" section, which includes a greeting, a paragraph about new products, a link to RSVP, and a paragraph about online streaming. To the right of the main text is a "Party Details" section listing the date, time, location, host, and consultant. At the bottom left is a "Click here to join LIVE:" link with a URL. At the bottom right is a small image of a Tupperware product with the text "Tupperware" and "company of friends".

**Tupper connect party** Tupperware

**Party Invitation**

Hey party people, I am so excited to be hosting a Tupperware party.

They have so many new, life-hack-worthy products to help you streamline your daily routine while saving you time and money.

**To RSVP for the home party, or begin shopping, [please click here.](#)**

Whether you can make it or not, you can still click the link above to shop and build my party's sales, so I can earn awesome Host Rewards.

And, if you can't come in person, I have more good news. You can still join the fun, wherever you are, via my Party+: an interactive, online streaming of the party. Approximately 30 minutes after the scheduled start time of the party, you too can join the action from any device.

**Party Details**

**Date:** 26-September-2015  
**Home Party Time:** 5:30 PM  
**Demo Time:** 6:00 PM  
**Location:** 6131 E. Jarez St Tucson AZ, 85711 6038  
**Host:** MARY  
**Consultant:** DONNA

**Click here to join LIVE:**  
<https://tupperware.zoom.us/my/ID00100640888998>

Thanks in advance for shopping with me.

Happy Shopping!

**Tupperware**  
company of friends

# RSVP

- The RSVP page is very similar to a TupperConnect RSVP page and contains:
  - Shop Online button
  - Accept/Decline buttons
  - Start Live Feed button for when the Party is “live” online.
- Just like the TupperConnect summary, you can track how many Guests have RSVP'd.

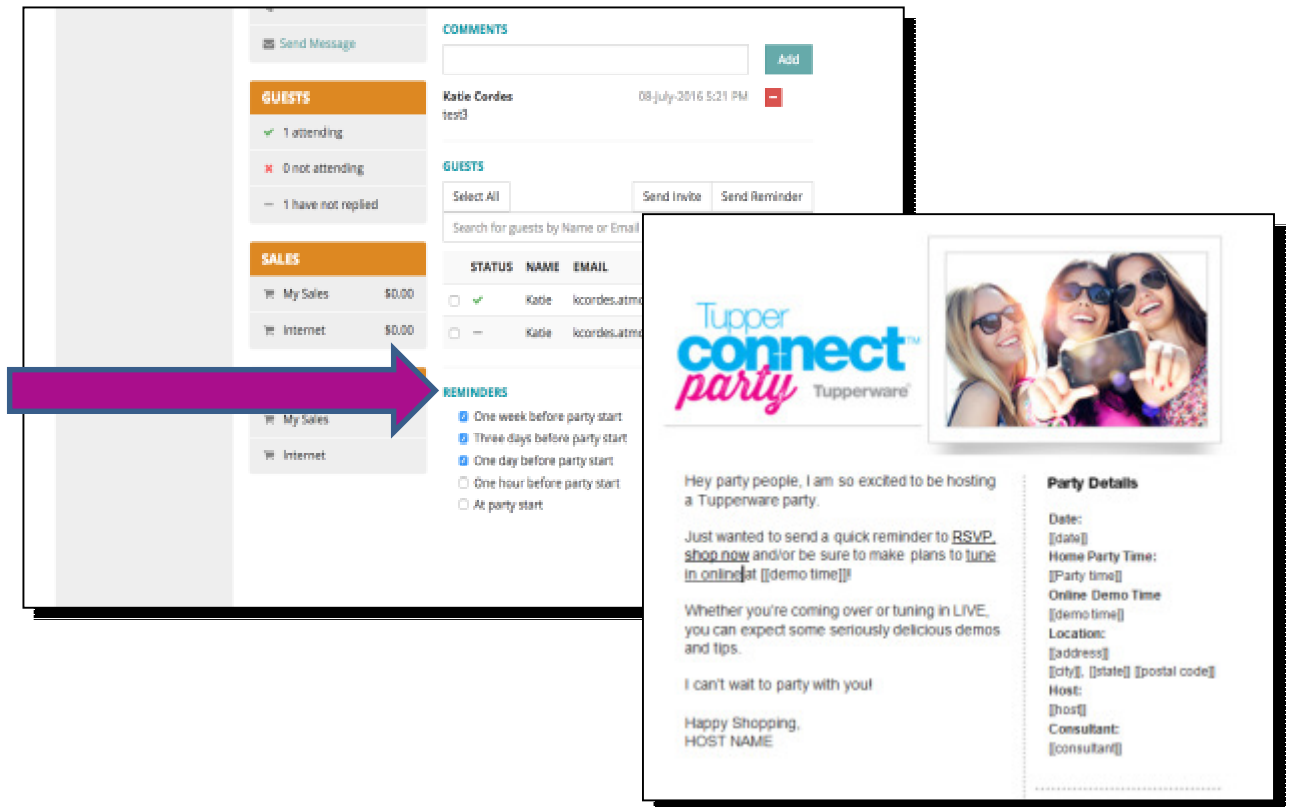
The screenshot shows the Tupperware RSVP interface. At the top, the Tupperware logo is displayed. Below it, the event title 'TEST PARTY+ PARTY' is shown. A message states: 'Hello, Katie! You've been invited to a TupperConnect™ Party+ Party hosted by Katie Cordes. Please indicate your plan to attend by accepting or declining the invitation.' The event date is '29 July 2016' and the time is '12:00 AM'. A 'Shop Online' button is visible. The 'HOST' section identifies 'Katie Cordes' with a 'Send Message' button. The 'CONSULTANT' section identifies 'MICHELLE DAVIS' with a 'Send Message' button. The 'GUESTS' section shows a summary: '1 attending', '0 not attending', and '1 have not replied'. A 'TIPS' section is partially visible. On the right, there are 'Accept' and 'Decline' buttons, a 'COMMENTS' section with a text input and 'Add' button, and a 'GUESTS' table. A purple arrow points from the 'Start Live Feed' button at the bottom right towards the 'GUESTS' summary.

STATUS	NAME	EMAIL
<input type="checkbox"/>	Katie	kcordes.atmosol+guest@gmail.com
<input type="checkbox"/>	Katie	kcordes.atmosol+tupperware_us_test_guest@gmail.com



# Auto Reminders

- On the Summary page, you can set up Auto Reminders that will send to your Guests, at each of the following intervals as YOU choose:
  - One week prior
  - Three days prior
  - One day prior
  - One hour prior
  - At the demo start time



The screenshot shows the 'Summary' page for a Tupperware Connect Party. A purple arrow points to the 'REMINDERS' section. The page is divided into several sections:

- Send Message:** A button to send a message to guests.
- GUESTS:** A summary showing 1 attending, 0 not attending, and 1 have not replied.
- SALES:** A table showing sales for 'My Sales' and 'Internet', both at \$0.00.
- COMMENTS:** A section for adding comments, with one comment from 'Katie Cordes' dated 08 July 2016 5:21 PM.
- GUESTS (List):** A table with columns for STATUS, NAME, and EMAIL. It shows two entries for 'Katie' with status 'attending' and 'not attending'.
- REMINDERS:** A section where you can select the intervals for auto reminders:
  - One week before party start
  - Three days before party start
  - One day before party start
  - One hour before party start
  - At party start
- Party Details:** A section containing the party name 'Tupper connect party', a photo of three women, and a customizable message template with fields for date, time, location, and host name.

# Shop Link Stays the Same

The image shows a screenshot of the Tupperware website. The background is a dark grey navigation menu with the Tupperware logo at the top left. On the right, it says '0 item(s) in Cart' with a shopping cart icon. The navigation menu includes links for 'SHOP >', 'DATE A PARTY', 'JOIN US', 'search products' (in a search box), 'FIND A CONSULTANT', 'FIND A FUNDRAISER', 'BLOG', 'RECIPES', 'SIGN IN', 'LIVE CHAT' (with a chat icon), and 'CHOOSE LANGUAGE'. A white pop-up box is centered on the screen, containing the text 'Welcome to DIANA's Tupper connect™ party' where 'Tupper' is in blue, 'connect' is in large blue letters, and 'party' is in pink script. Below this is the text 'It's a Tupperware party on your schedule, at your convenience.' and a blue button with the text 'SHOP NOW >'. The background of the website shows a blurred image of colorful Tupperware containers and fresh vegetables.

Tupperware®

0 item(s) in Cart

SHOP >

DATE A PARTY

JOIN US

search products

FIND A CONSULTANT

FIND A FUNDRAISER

BLOG

RECIPES

SIGN IN

LIVE CHAT

CHOOSE LANGUAGE

Welcome to DIANA's  
Tupper  
**connect**™  
*party*

It's a Tupperware party on your schedule, at your convenience.

SHOP NOW >

# Overview of Parties Stays the Same

**Tupperware** 1 item(s) in Cart

KATIE

**TUPPERCONNECT™ PARTIES** Open Closed All

It looks like you don't have any open TupperConnect™ Parties

**CONTACT YOUR CONSULTANT TO GET STARTED!**

YOUR CONSULTANT IS CONNIE TEST WILCOX.

(407)847-0000 | garnettjohnson@tupperware.com

**TUPPERCONNECT™ PARTY+ PARTIES** Open Closed All

NAME	DATE	TIME
Test Party+ Party	29 July 2016	12:00 AM

**ONLINE PARTIES** Open Closed All

## Party History

Connie Test Wilcox

July Sales Month ends on Friday, July 29 2016 at 11:59 P.M. ET.

[Start New Party ▼](#) [Date Me](#) [Party Search](#)

Ref#	Type	Host / Description	Party Date	Sales Month	Sales Credit	Status	Submit Date	Action
<a href="#">4007071298</a>	Party	Test Test test	Jul 19		.00	Not Submitted		
<a href="#">4007071191</a>	Party	Sally Brown Sally's Party2	Jul 20		.00	Not Submitted		<a href="#">Manage...</a>
<a href="#">4007071156</a>	Party	Sally Brown Sally's Party	Jul 22		.00	Not Submitted		<a href="#">Manage...</a>
<a href="#">4007069942</a>	Party	Jane Doe Jag test	Jun 21		.00	Not Submitted		<a href="#">Manage...</a>
<a href="#">4007069530</a>	Party	Jane Doe Jag test	Jun 10		.00	Not Submitted		<a href="#">Manage...</a>
<a href="#">4007069527</a>	Party	Jane Doe			.00	Not Submitted		
<a href="#">4007069297</a>	Party	Garnaj Junan GJ Party 1	May 25		.00	Not Submitted		<a href="#">Manage...</a>
<a href="#">4007068806</a>	Non-Party	34653456	May 10		.00	Not Submitted		

# Important Information

- Beginning in September, pricing for My.Tupperware paid accounts will be \$1 lower, and a new package level will be added for Party+.
  - Plus: \$ 9.95
  - Silver (Plus and Party+): \$14.95
- The billing amount will change with your billing date in September.
- If you upgrade to a new level, you will be charged the new rate and your billing date will change to whatever day you upgrade.

